


Name: _____

Date: _____

MATHS -Summer Holidays Revision Pack

Year 11-Foundation



Teacher's Assessment

Red	Amber	Green

Self-Assessment



My Parent/Carer Comment::

My Teacher Comment:

- 1 Here is a rectangle.

Not drawn
accurately



Work out the perimeter.
Circle your answer.

12 cm

24 cm

35 cm

70 cm

- 2 Circle the number **greater** than -0.9

-0.901

-0.89

-0.91

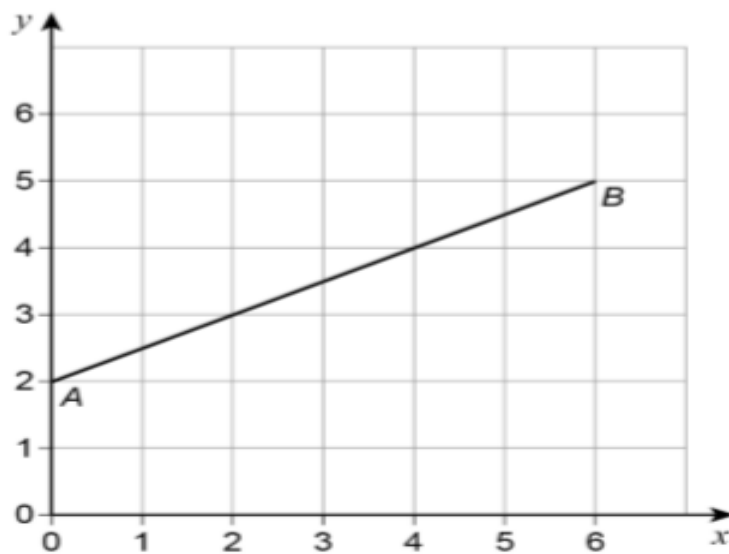
$-\frac{9}{10}$

3

Line AB is shown on the grid.

A is the point $(0, 2)$

B is the point $(6, 5)$

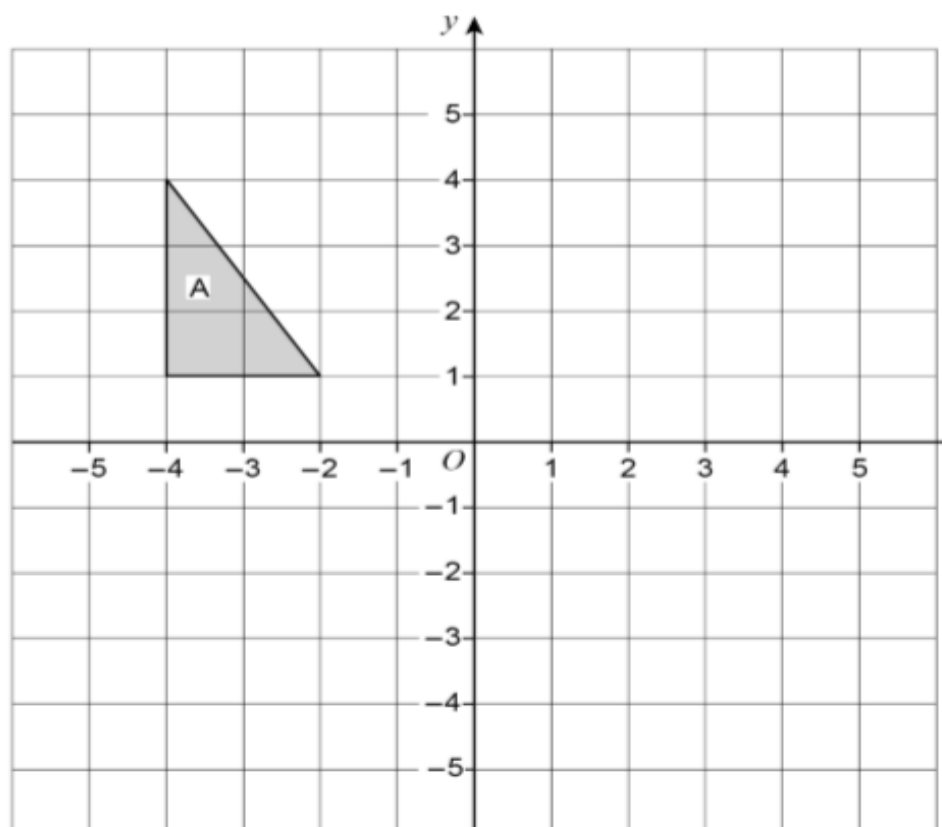


- (a) Work out the coordinates of the midpoint of the line AB .

Answer (_____ , _____)

4

Reflect shape A in the x -axis.

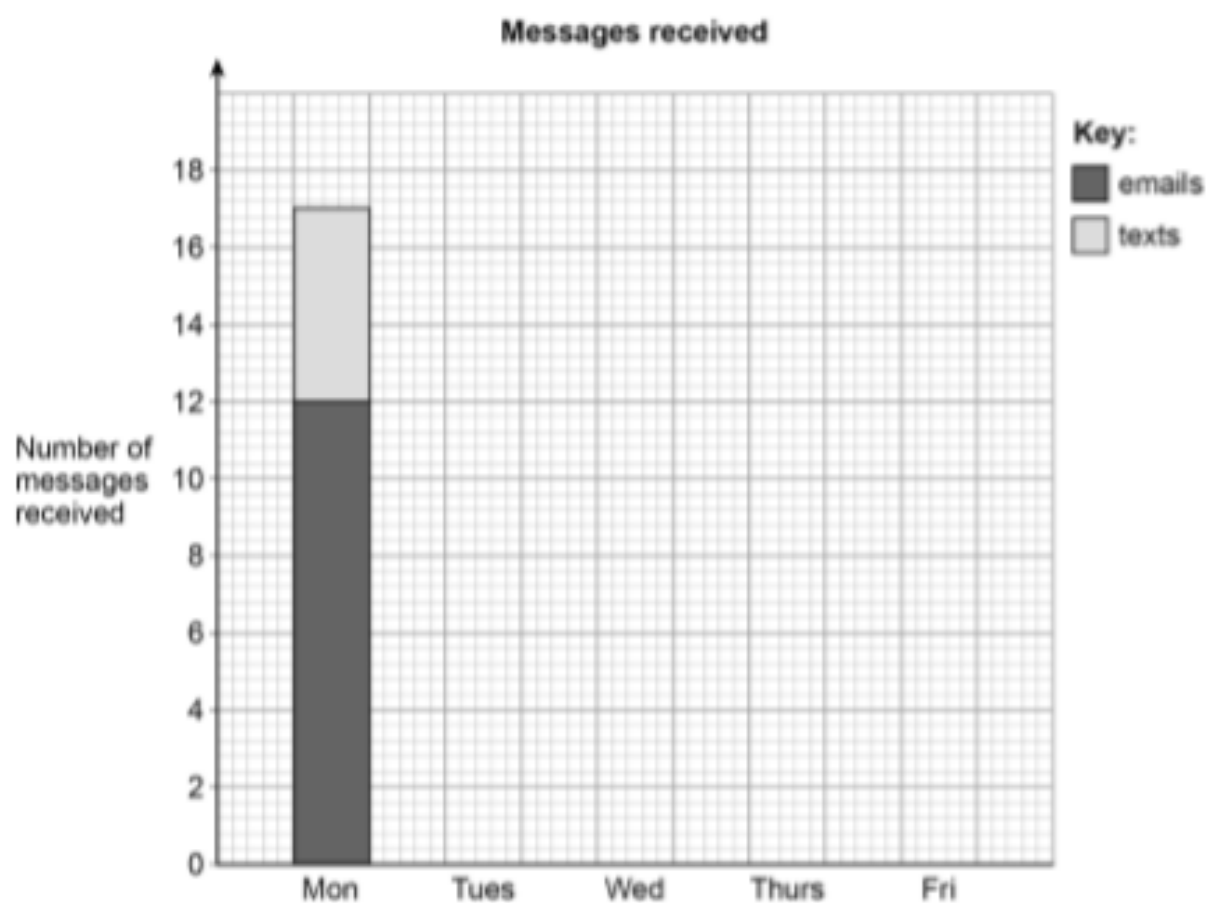


5

The table shows the number of messages Sam received each day for five days.

	Messages	
	Number of emails	Number of texts
Monday	12	5
Tuesday	8	6
Wednesday	10	3
Thursday	6	6
Friday	12	4

- (a) Sam draws a composite bar chart to represent the data.
He has drawn the bar for Monday.



Complete the chart.